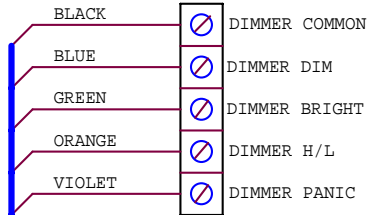


HOUSE LIGHTS CONTROL

IMPORTANT

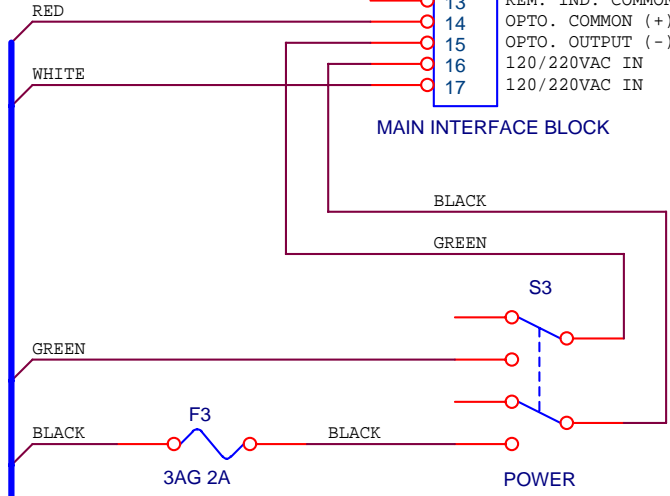
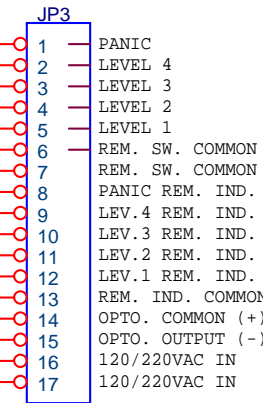

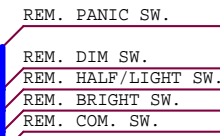
NOTE: USE REM. SW. COMMON FOR SWITCHING OF REMOTE FUNCTIONS ONLY. THIS COMMON IS NOT THE SAME AS THE REM. INDICATOR COMMON.



AUTOMATION DIMMER TERMINALS ON "CTERM" CONSOLE FIELD TERMINAL BOARD.

10 CONDUCTOR 22 GAGE.

DIMMER PANEL #1 TOP PANEL HOUSE LIGHTS

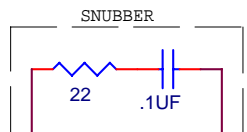
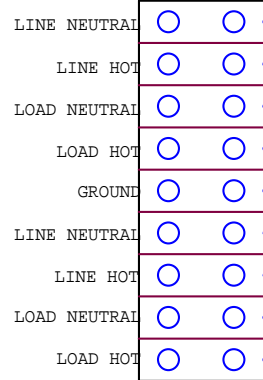


4 CONDUCTOR 18 GAGE.

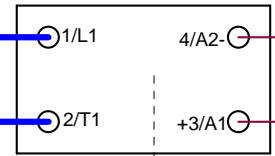
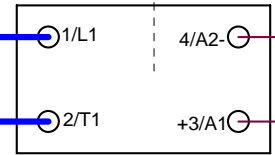
NOTE :

WHEN DIMMERS ARE POWERED UP, THEY DEFAULT INTO "LEVEL 1". THIS LEVEL IS USED FOR BRIGHT.

DIMMER POWER I/O



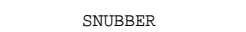
CROUZET SSR TRIAC GN 84134380



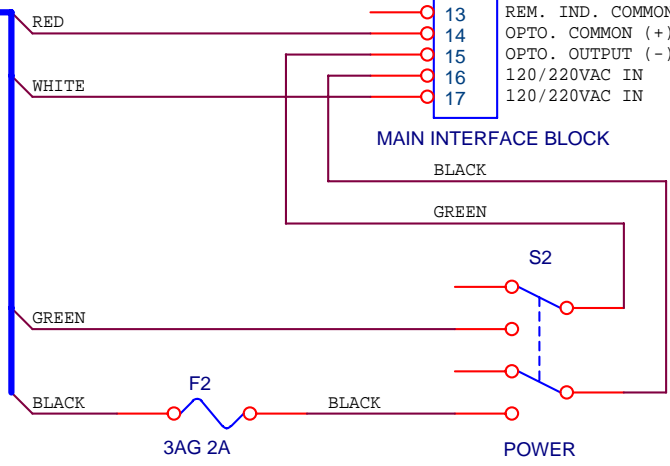
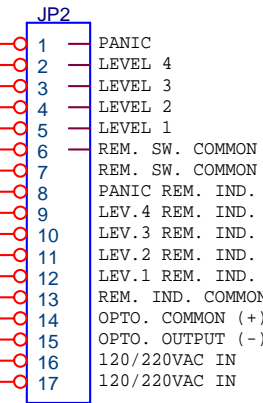

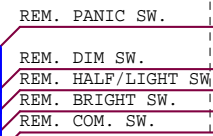
CROUZET SSR TRIAC GN 84134380

MAIN POWER INPUT BLOCK MOUNTED ON NON OPERATING SIDE BASKET ON CONSOLE.

(20 AMPS MAX.) PER CHANNEL



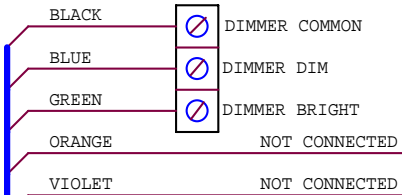
DIMMER PANEL #2 BOTTOM PANEL STAGE LIGHTS



STAGE LIGHTS CONTROL

IMPORTANT

NOTE: USE REM. SW. COMMON FOR SWITCHING OF REMOTE FUNCTIONS ONLY. THIS COMMON IS NOT THE SAME AS THE REM. INDICATOR COMMON.



AUTOMATION DIMMER TERMINALS ON "CTERM" CONSOLE FIELD TERMINAL BOARD.

10 CONDUCTOR 22 GAGE.

BIG SKY INDUSTRIES		
259 CENTER ST. PHILLIPSBURG N.J. 08865		
Title CONSOLE MOUNT DUAL DIMMER D4400 WITH CUBES		
Size B	Document Number CDDDPINT-CUBE.SCH	Rev
Date: Monday, April 17, 2006	Sheet 1	of 1