

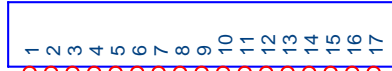
BIG SKY C2000 CONSOLE HIGH POWER BOARD

TB10
3 PH. MOT. FEED



MOTOR FEED PHASE 1
MOTOR FEED PHASE 2
MOTOR FEED PHASE 3

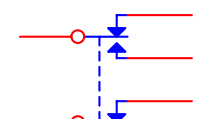
TB 11
PROJECTOR FUNCTIONS



MOTOR RELAY CABLE:
BLACK - 120 VAC
WHITE - NEUTRAL
(COIL VOLTAGE MUST MATCH FEED VOLTAGE)

CONTROL WIRING

K1



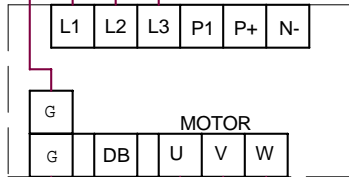
K1 MOTOR RELAY (on Basket)

BLACK

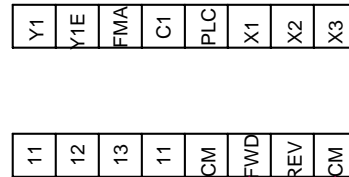
RED

AF 300 MINI MOTOR FREQ DRIVE

MAIN INPUT TERMINAL BLOCK



CONTROL TERMINALS



RED

BLACK

GROUND

TO MOTOR PHASE 1



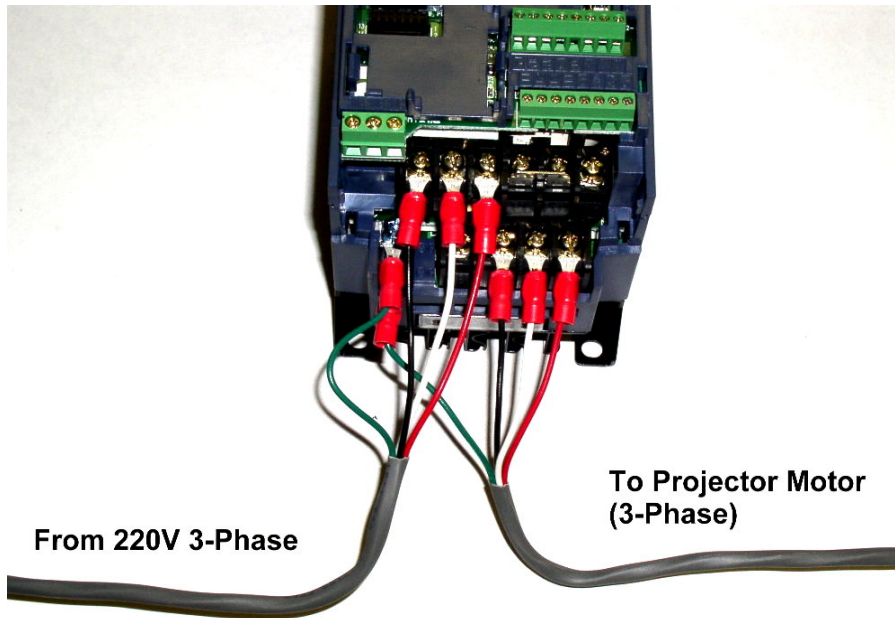
TO MOTOR PHASE 2

TO MOTOR PHASE 3

TO 3-PHASE 220VAC PROJECTOR MOTOR

INPUT AND MOTOR WIRING

BIG SKY INDUSTRIES		
Title AF-300 MINI WIRING		
Size A	Document Number AF 300 MINI.SCH	Rev
Date: Wednesday, January 03, 2007	Sheet 1	of 1



Pictures accompany the schematic for wiring the FULI AF-300 Freq Drive